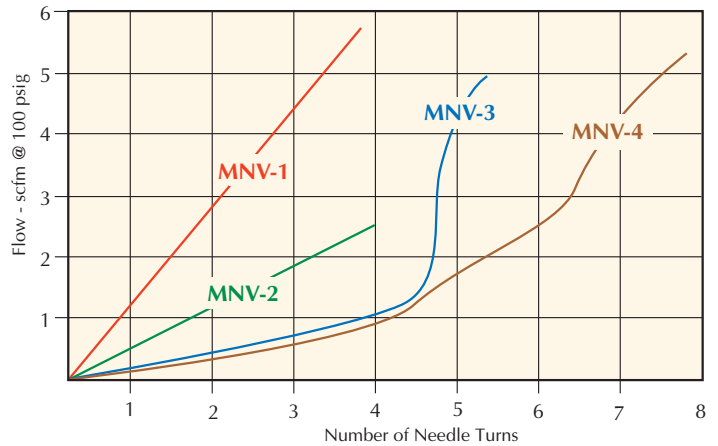
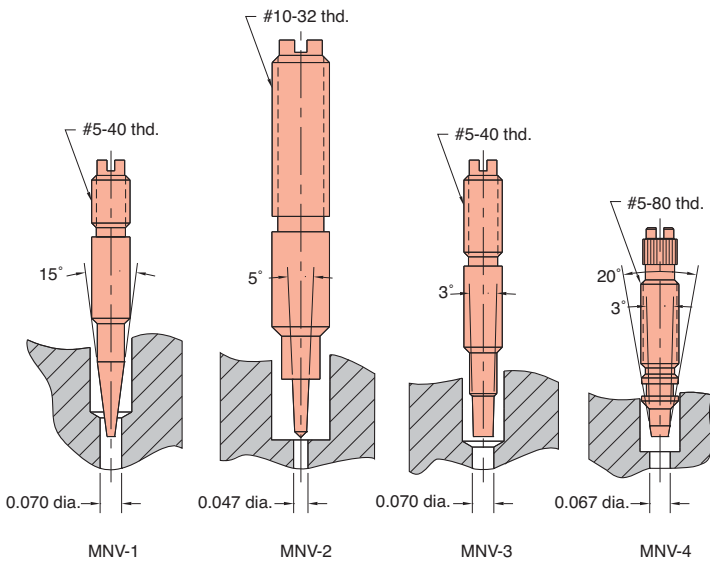


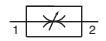


# NEEDLE VALVES



Adjustable control needle valves restrict flow in both directions. There are four models offered by Clippard, all with #10-32 ports, but with various needle configurations to provide coarse or fine flow adjustment. The diagram of needle shapes and the chart on this page show the difference between these models.

**Medium:** Air, Water or Oil



**Materials:** Brass body; stainless steel needle; Nitrile seal

**Mounting:** Direct, in-line or #15/32-32 thread nut and lockwashers furnished as illustrated

**Adjustment:** Knurled knob (clockwise adjustment provides less flow), or Screwdriver slot (clockwise adjustment provides less flow).



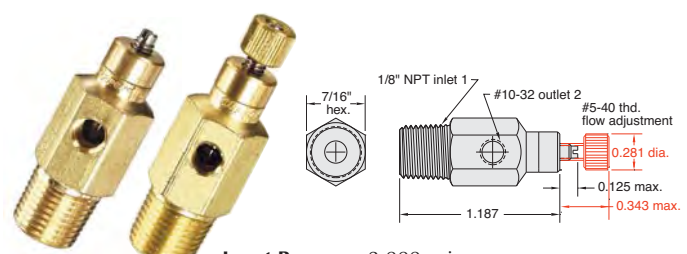
## 15° Needle Valves, #10-32



**Input Pressure:** 2,000 psig max.  
**Air Flow:** 3 scfm @ 50 psig; 6 scfm @ 100 psig

Part No.	Description
MNV-1	Needle Valve, #10-32, Screwdriver Slot
MNV-1K	Needle Valve, #10-32, Knurled Knob

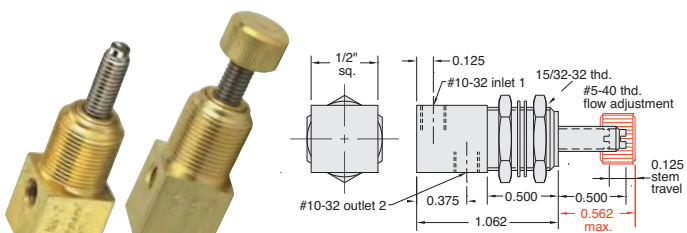
## 15° Needle Valves, 1/8" NPT



**Input Pressure:** 2,000 psig max.  
**Air Flow:** 3 scfm @ 50 psig; 6 scfm @ 100 psig

Part No.	Description
MNV-1P	Needle Valve, 1/8" NPT, Screwdriver Slot
MNV-1KP	Needle Valve, 1/8" NPT, Knurled Knob

## 5° Needle Valves, #10-32



**Input Pressure:** 300 psig max.  
**Air Flow:** 1 scfm @ 50 psig; 2.5 scfm @ 100 psig

Part No.	Description
MNV-2	Needle Valve, #10-32, Screwdriver Slot
MNV-2K	Needle Valve, #10-32, Knurled Knob

## 3° Needle Valves, #10-32

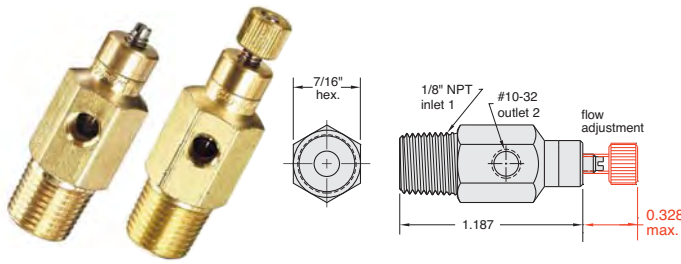


**Input Pressure:** 2,000 psig max.  
**Air Flow:** 2.5 scfm @ 50 psig; 5 scfm @ 100 psig

Part No.	Description
MNV-3	Needle Valve, #10-32, Screwdriver Slot
MNV-3K	Needle Valve, #10-32, Knurled Knob

Metric line available. Visit [www.clippard.com](http://www.clippard.com)

## 3° Needle Valves, 1/8" NPT



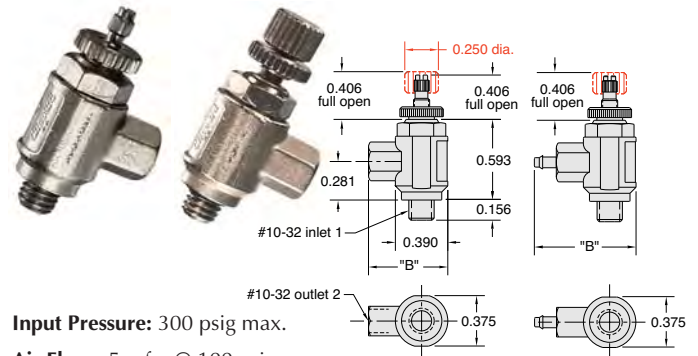
**Input Pressure:** 2,000 psig max.

**Air Flow:** 2.5 scfm @ 50 psig; 5 scfm @ 100 psig

Part No.	Description
MNV-3P	Needle Valve, #10-32, Screwdriver Slot
MNV-3KP	Needle Valve, #10-32, Knurled Knob



## 3° Needle Valves, #10-32

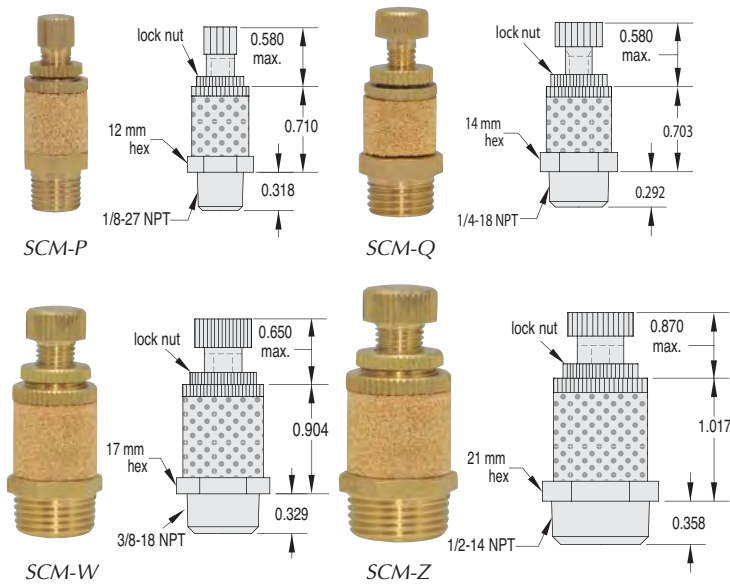


**Input Pressure:** 300 psig max.

**Air Flow:** 5 scfm @ 100 psig

Part No.	Side Port	"B"	Note: Knurled locking nut standard
MNV-4	#10-32	. . . . .0.593	Screwdriver Slot
MNV-41	1/16 Barb	. . . . .0.750	
MNV-42	1/8 Barb	. . . . .0.906	
MNV-4K	#10-32	. . . . .0.593	Knurled Knob
MNV-4K1	1/16 Barb	. . . . .0.750	
MNV-4K2	1/8 Barb	. . . . .0.906	

## Speed Control Mufflers

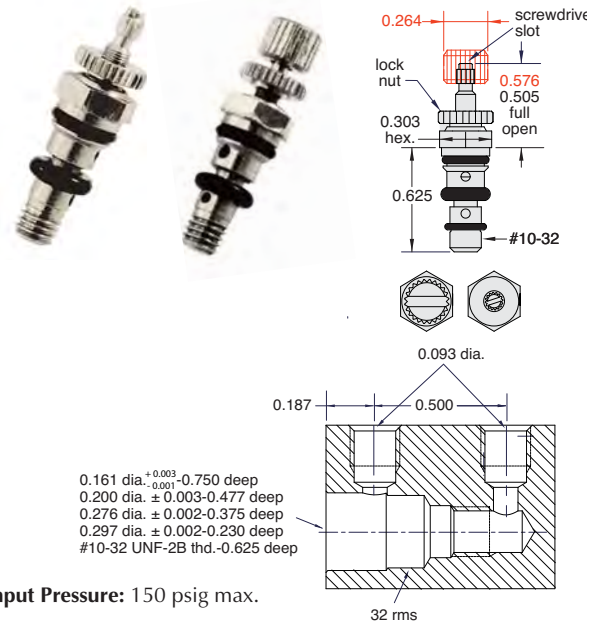


Knurled knob length based on minimum thread engagement.

**Material:** Solid brass body; sintered bronze muffler (40 micron)

Part No.	Description
SCM-P	Muffler, 1/8-27 NPT
SCM-Q	Muffler, 1/4-18 NPT
SCM-W	Muffler, 3/8-18 NPT
SCM-Z	Muffler, 1/2-14 NPT

## NEW! 3° Cartridge Needle Valves



**Input Pressure:** 150 psig max.

**Air Flow:** 5 scfm @ 100 psig

Part No.	Description
MNV-4C	4-Way Needle Cartridge Valve, Screwdriver Slot
MNV-4CK	4-Way Needle Cartridge Valve, Knurled Knob

Metric line available. Visit [www.clippard.com](http://www.clippard.com)